

**Carborundum Universal Limited**

'Parry House', 43, Moore Street, Chennai - 600 001. India.
Tel. : +91-44-30006199 Fax : +91-44-30006149 Grams: 'CUMI'
Email : cumigeneral@cumi.murugappa.com
Website : www.cumi.murugappa.com

January 18, 2013

Ms Chitra Sekhar
DCS – CRD
Bombay Stock Exchange Ltd.
1st Floor, New Trading Ring
Rotunda Building, P J Towers
Dalal Street, Fort
Mumbai 400 001

*Fax No.022 22723121 / 22722037
22722041 / 2061 /
22723719 / 2039*

*Tel 022 – 2272 1233 / 34
Extn – 8247 / 8010 / 8014
Direct Tel:022-22721121/2375
Stock Code : 513375
By Speed Post Ack. Due*

The Manager
Listing Department
National Stock Exchange of India Ltd.
Exchange Plaza, 5th Floor
Plot No. C/1, G Block
Bandra-Kurla Complex, Bandra (E)
Mumbai 400 051

*Fax No.022 26598237 / 38
022 26598347 / 48
Tel No.2659 8452 / 26598235 - 36
26598100*


*Stock Code : CARBORUNIV-EQ
By Speed Post Ack. Due*

Dear Sir,

Shareholding pattern

Pursuant to Clause 35 of the Listing Agreement, we enclose herewith the shareholding pattern of the Company in the prescribed format as on 31.12.2012

Yours faithfully
For Carborundum Universal Limited


S Dhanvanth Kumar
Company Secretary

Encl :



murugappa

(1)(a) STATEMENT SHOWING SHAREHOLDING PATTERN IN CLAUSE-35			
NAME OF THE COMPANY: CARBORUNDUM UNIVERSAL LIMITED			
SCRIP CODE:	513375	Name of the Scrip: CARBORUNDUM UNIVERSAL LIMITED	
Class of Security:			
QUARTER ENDED:	31/12/2012		
Partly paid-up shares	No. of partly paid-up shares	As a % of total no. of partly paid-up shares	As a % of total no. of shares of the Company.
Held by promoter/promoter group	0	0	0
Held by Public	0	0	0
Total:	0	0	0
Outstanding convertible securities:	No. of outstanding securities	As a % of total no. of outstanding convertible securities.	As a % of total no. of shares of the Company assuming full conversion of the convertible securities
Held by promoter/promoter group	0	0	0
Held by Public	0	0	0
Total:	0	0	0
Warrants:	No. of warrants	As a % of total no. of warrants	As a % of total no. of shares of the Company, assuming full conversion of warrants
Held by promoter/promoter group	0	0	0
Held by Public	0	0	0
Total:	0	0	0
Total paid-up capital of the Company, assuming full conversion of warrants and convertible securities	187468344	0	100.00






CATEGORY CODE	CATEGORY OF SHAREHOLDER	NO OF SHAREHOLDERS	TOTAL NUMBER OF SHARES	NO OF SHARES HELD IN DEMATERIALIZED FORM	TOTAL SHAREHOLDING AS A % OF TOTAL NO OF SHARES		SHARES PLEDGE OR OTHERWISE ENCUMBERED	
					As a PERCENTAGE of (A+B)	As a PERCENTAGE of (A+B+C)	NUMBER OF SHARES	AS a PERCENTAGE
(I)	(II)	(III)	(IV)	(V)	(VI)	(VII)	(VIII)	(IX)=(VIII)/(IV)*100
(A)	PROMOTER AND PROMOTER GROUP							
(1)	INDIAN							
(a)	Individual /HUF	43	11888372	11888372	6.34	6.34	1407800	11.84
(b)	Central Government/State Government(s)	0	0	0	0.00	0.00	0	0.00
(c)	Bodies Corporate	12	67241364	67241364	35.87	35.87	0	0.00
(d)	Financial Institutions / Banks	0	0	0	0.00	0.00	0	0.00
(e)	Others	0	0	0	0.00	0.00	0	0.00
	Sub-Total A(1) :	55	79129736	79129736	42.21	42.21	1407800	1.78
(2)	FOREIGN							
(a)	Individuals (NRIs/Foreign Individuals)	0	0	0	0.00	0.00	0	0.00
(b)	Bodies Corporate	0	0	0	0.00	0.00	0	0.00
(c)	Institutions	0	0	0	0.00	0.00	0	0.00
(d)	Qualified Foreign Investor	0	0	0	0.00	0.00	0	0.00
(e)	Others	0	0	0	0.00	0.00	0	0.00
	Sub-Total A(2) :	0	0	0	0.00	0.00	0	0.00
	Total A=A(1)+A(2)	55	79129736	79129736	42.21	42.21	1407800	1.78
(B)	PUBLIC SHAREHOLDING							
(1)	INSTITUTIONS							
(a)	Mutual Funds /UTI	20	17034557	17034557	9.09	9.09		
(b)	Financial Institutions /Banks	5	36841	36841	0.02	0.02		
(c)	Central Government / State Government(s)	0	0	0	0.00	0.00		
(d)	Venture Capital Funds	0	0	0	0.00	0.00		
(e)	Insurance Companies	4	9227976	9227976	4.92	4.92		
(f)	Foreign Institutional Investors	22	31684652	31681652	16.90	16.90		
(g)	Foreign Venture Capital Investors	0	0	0	0.00	0.00		
(h)	Qualified Foreign Investor	0	0	0	0.00	0.00		
(i)	Others	0	0	0	0.00	0.00		
	Sub-Total B(1) :	51	57984026	57981026	30.93	30.93		
(2)	NON-INSTITUTIONS							
(a)	Bodies Corporate	391	7207974	7054744	3.84	3.84		




1-5/21

CATEGORY CODE	CATEGORY OF SHAREHOLDER	NO OF SHAREHOLDERS	TOTAL NUMBER OF SHARES	NO OF SHARES HELD IN DEMATERIALIZED FORM	TOTAL SHAREHOLDING AS A % OF TOTAL NO OF SHARES		SHARES PLEDGE OR OTHERWISE ENCUMBERED	
					AS a PERCENTAGE of (A+B)	As a PERCENTAGE of (A+B+C)	NUMBER OF SHARES	AS a PERCENTAGE
(I)	(II)	(III)	(IV)	(V)	(VI)	(VII)	(VIII)	(IX)=(VIII)/(IV)*100
(b)	Individuals							
	(i) Individuals holding nominal share capital upto Rs.1 lakh	16422	28426903	23896105	15.16	15.16		
	(ii) Individuals holding nominal share capital in excess of Rs.1 lakh	39	13697296	13556836	7.31	7.31		
(c)	Others							
	NON RESIDENT INDIANS	250	1004312	962652	0.54	0.54		
	CLEARING MEMBERS	29	9835	9835	0.01	0.01		
	TRUSTS	4	8262	8262	0.00	0.00		
(d)	Qualified Foreign Investor	0	0	0	0.00	0.00		
	Sub-Total B(2) :	17135	50354582	45488434	26.86	26.86		
	Total B=B(1)+B(2) :	17186	108338608	103469460	57.79	57.79		
	Total (A+B) :	17241	187468344	182599196	100.00	100.00		
(C)	Shares held by custodians, against which Depository Receipts have been issued							
(1)	Promoter and Promoter Group							
(2)	Public	0	0	0	0.00	0.00		
	GRAND TOTAL (A+B+C) :	17241	187468344	182599196	100.00	0.00	1407800	0.75

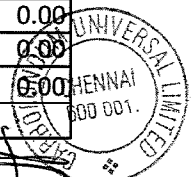



STATEMENT SHOWING SHAREHOLDING OF SECURITIES (INCLUDING SHARES, WARRANTS, CONVERTIBLE SECURITIES) OF PERSONS BELONGING TO THE CATEGORY											
(I)(b) "PROMOTER GROUP"											
SLNO	NAME OF THE SHAREHOLDER	DETAILS OF SHARES HELD		SHARES PLEDGED OR OTHERWISE ENCUMBERED			Details of Warrants		Details of convertible securities		Total Shares (including underlying shares assuming full conversion of warrants and
		NO OF SHARES HELD	AS a % OF GRAND TOTAL (A)+(B)+(C)	PLEDGE SHARES	AS a PERCENTAGE	AS a % OF GRAND TOTAL (A)+(B)+(C) of sub-clause (I)(a)	Number of warrants held	As a % total number of warrants of the same class	Number of convertible securities held	As a % total number of convertible securities of the same class	
(I)	(II)	(III)	(IV)	(V)	(VI)=(V)/(III)*100	(VII)	(VIII)	(IX)	(X)	(XI)	(XII)
1	E.I.D.PARRY (INDIA) LTD & Subsidiaries										
a	EID Parry (India) Ltd.	2,000	0.00	0	0.00	0.00	0.00	0.00	0.00	0.00	0.00
b	Parry Chemicals Limited	-	0.00	0	0.00	0.00	0.00	0.00	0.00	0.00	0.00
c	Parry America Inc	-	0.00	0	0.00	0.00	0.00	0.00	0.00	0.00	0.00
d	Parrys Investments Limited	-	0.00	0	0.00	0.00	0.00	0.00	0.00	0.00	0.00
e	Parry Infrastructure Co Pvt Ltd	-	0.00	0	0.00	0.00	0.00	0.00	0.00	0.00	0.00
f	Parrys Sugar Limited	-	0.00	0	0.00	0.00	0.00	0.00	0.00	0.00	0.00
g	Parry Phytoremedies Private Ltd.	-	0.00	0	0.00	0.00	0.00	0.00	0.00	0.00	0.00
h	Coromandel International Ltd.	-	0.00	0	0.00	0.00	0.00	0.00	0.00	0.00	0.00
l	Sadashiva Sugars Ltd	-	0.00	0	0.00	0.00	0.00	0.00	0.00	0.00	0.00
j	Coromandel Brasil Limitada (Limited Liability Company)	-	0.00	0	0.00	0.00	0.00	0.00	0.00	0.00	0.00
k	Dare Investments Limited	-	0.00	0	0.00	0.00	0.00	0.00	0.00	0.00	0.00
l	CFL Mauritius Limited	-	0.00	0	0.00	0.00	0.00	0.00	0.00	0.00	0.00
m	Parry Agrochem Exports Limited	-	0.00	0	0.00	0.00	0.00	0.00	0.00	0.00	0.00
n	Parrys Sugar Industries Limited	-	0.00	0	0.00	0.00	0.00	0.00	0.00	0.00	0.00
o	Alagawadi Bireshwar Sugars Private Limited	-	0.00	0	0.00	0.00	0.00	0.00	0.00	0.00	0.00
p	US Nutraceuticals LLC	-	0.00	0	0.00	0.00	0.00	0.00	0.00	0.00	0.00
q	Sabero Organics Gujarath Limited	-	0.00	0	0.00	0.00	0.00	0.00	0.00	0.00	0.00
r	Sabero Europe BV	-	0.00	0	0.00	0.00	0.00	0.00	0.00	0.00	0.00
s	Sabero Australia Pty Ltd	-	0.00	0	0.00	0.00	0.00	0.00	0.00	0.00	0.00
t	Sabero Organics America SA	-	0.00	0	0.00	0.00	0.00	0.00	0.00	0.00	0.00
u	Sabero Argentina SA	-	0.00	0	0.00	0.00	0.00	0.00	0.00	0.00	0.00
v	Sabero Organics Philippines Asia Inc.	-	0.00	0	0.00	0.00	0.00	0.00	0.00	0.00	0.00
2	Silkroad Sugar Private Ltd	-	0.00	0	0.00	0.00	0.00	0.00	0.00	0.00	0.00




Handwritten signatures and initials at the bottom right of the page.

STATEMENT SHOWING SHAREHOLDING OF SECURITIES (INCLUDING SHARES, WARRANTS, CONVERTIBLE SECURITIES) OF PERSONS BELONGING TO THE CATEGORY											
(I)(b) "PROMOTER GROUP"											
SLNO	NAME OF THE SHAREHOLDER	DETAILS OF SHARES HELD		SHARES PLEDGED OR OTHERWISE ENCUMBERED			Details of Warrants		Details of convertible securities		Total Shares (including underlying shares assuming full conversion of warrants and
		NO OF SHARES HELD	AS a % OF GRAND TOTAL (A)+(B)+(C)	PLEDGE SHARES	AS a PERCENT TAGE	AS a % OF GRAND TOTAL (A)+(B)+(C) of sub-clause (I)(a)	Number of warrant s held	As a % total number of warrants of the same class	Number of convertib le securities held	As a % total number of convertibl e securities of the same class	
(I)	(II)	(III)	(IV)	(V)	(VI)=(V)/(III)*100	(VII)	(VIII)	(IX)	(X)	(XI)	(XII)
3 NEW AMBADI ESTATES PRIVATE LIMITED & its Subsidiaries											
a	New Ambadi Estates Pvt. Ltd.										
b	Ambadi Investments Private Limited	3,121,960	1.67	0	0.00	0.00	0.00	0.00	0.00	0.00	0.00
c	Murugappa Holdings Limited	55,432,284	29.58	0	0.00	0.00	0.00	0.00	0.00	0.00	0.00
d	Thangamalai Tea factory Private Ltd.	-	0.00	0	0.00	0.00	0.00	0.00	0.00	0.00	0.00
e	Parry Enterprises India Ltd.	-	0.00	0	0.00	0.00	0.00	0.00	0.00	0.00	0.00
4 AMBADI ENTERPRISES LTD & its Subsidiaries											
a	Ambadi Enterprises Ltd.	384,700	0.21	0	0.00	0.00	0.00	0.00	0.00	0.00	0.00
b	Parry Murray Ltd. UK	-	0.00	0	0.00	0.00	0.00	0.00	0.00	0.00	0.00
c	Parry Murray & Co Furnishing Floor Covering (India)Pvt Ltd	-	0.00	0	0.00	0.00	0.00	0.00	0.00	0.00	0.00
5 TUBE INVESTMENTS OF INDIA LTD & its Subsidiaries											
a	Tube Investments of India Ltd	6,000	0.00	0	0.00	0.00	0.00	0.00	0.00	0.00	0.00
b	Cholamandalam Investment and Finance Company Ltd.	-	0.00	0	0.00	0.00	0.00	0.00	0.00	0.00	0.00
c	Cholamandalam Securities Ltd.	-	0.00	0	0.00	0.00	0.00	0.00	0.00	0.00	0.00
d	Cholamandalam Distribution Services Ltd.	-	0.00	0	0.00	0.00	0.00	0.00	0.00	0.00	0.00
e	Cholamandalam Factoring Ltd.	-	0.00	0	0.00	0.00	0.00	0.00	0.00	0.00	0.00
f	Cholamandalam MS General Insurance Company Ltd.	-	0.00	0	0.00	0.00	0.00	0.00	0.00	0.00	0.00
g	TICI Motors (Wuxi) Company Ltd	-	0.00	0	0.00	0.00	0.00	0.00	0.00	0.00	0.00
h	Financiere C 10	-	0.00	0	0.00	0.00	0.00	0.00	0.00	0.00	0.00
l	Sedis, SAS	-	0.00	0	0.00	0.00	0.00	0.00	0.00	0.00	0.00
j	Societe De Commercialisation De Composants Industriels	-	0.00	0	0.00	0.00	0.00	0.00	0.00	0.00	0.00
k	Sedis Company Ltd.	-	0.00	0	0.00	0.00	0.00	0.00	0.00	0.00	0.00
l	TI Finance Holdings Ltd.	-	0.00	0	0.00	0.00	0.00	0.00	0.00	0.00	0.00
m	Shanthi Gears Limited										

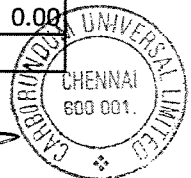


STATEMENT SHOWING SHAREHOLDING OF SECURITIES (INCLUDING SHARES, WARRANTS, CONVERTIBLE SECURITIES) OF PERSONS BELONGING TO THE CATEGORY											
(I)(b) "PROMOTER GROUP"											
SLNO	NAME OF THE SHAREHOLDER	DETAILS OF SHARES HELD		SHARES PLEDGED OR OTHERWISE ENCUMBERED			Details of Warrants		Details of convertible securities		Total Shares (including underlying shares assuming full conversion of warrants and
		NO OF SHARES HELD	AS a % OF GRAND TOTAL (A)+(B)+(C)	PLEDGE SHARES	AS a PERCENTAGE	AS a % OF GRAND TOTAL (A)+(B)+(C) of sub-clause (I)(a)	Number of warrants held	As a % total number of warrants of the same class	Number of convertible securities held	As a % total number of convertible securities of the same class	
(I)	(II)	(III)	(IV)	(V)	(VI)=(V)/(III)*100	(VII)	(VIII)	(IX)	(X)	(XI)	(XII)
6 CARBORUNDUM UNIVERSAL LIMITED & its subsidiaries											
a	Carborundum Universal Ltd.	-	0.00	0	0.00	0.00	0.00	0.00	0.00	0.00	0.00
b	CUMI America Inc.	-	0.00	0	0.00	0.00	0.00	0.00	0.00	0.00	0.00
c	Net Access (India) Ltd.	-	0.00	0	0.00	0.00	0.00	0.00	0.00	0.00	0.00
d	Southern Energy Development Corporation Ltd	2,449,240	1.31	0	0.00	0.00	0.00	0.00	0.00	0.00	0.00
e	Sterling Abrasives Ltd.	-	0.00	0	0.00	0.00	0.00	0.00	0.00	0.00	0.00
f	CUMI (Australia) Pty Ltd.	-	0.00	0	0.00	0.00	0.00	0.00	0.00	0.00	0.00
g	CUMI Canada Inc.	-	0.00	0	0.00	0.00	0.00	0.00	0.00	0.00	0.00
h	CUMI Middle East FZE	-	0.00	0	0.00	0.00	0.00	0.00	0.00	0.00	0.00
i	CUMI International Ltd.	-	0.00	0	0.00	0.00	0.00	0.00	0.00	0.00	0.00
j	Volzhsky Abrasives Works	-	0.00	0	0.00	0.00	0.00	0.00	0.00	0.00	0.00
k	CUMI Abrasives and Ceramics Co Ltd	-	0.00	0	0.00	0.00	0.00	0.00	0.00	0.00	0.00
l	Foskor Zirconia (Pty) Ltd	-	0.00	0	0.00	0.00	0.00	0.00	0.00	0.00	0.00
m	Cellaris Refractories India Ltd	-	0.00	0	0.00	0.00	0.00	0.00	0.00	0.00	0.00
n	Thukela Refractories Isithebe Proprietary Ltd	-	0.00	0	0.00	0.00	0.00	0.00	0.00	0.00	0.00
7 Parry Agro Industries Limited											
8	Presmet Private Ltd.	-	0.00	0	0.00	0.00	0.00	0.00	0.00	0.00	0.00
9	Coromandel Engineering Company Limited	-	0.00	0	0.00	0.00	0.00	0.00	0.00	0.00	0.00
10	Shine Kids Education Pvt.Ltd.	-	0.00	0	0.00	0.00	0.00	0.00	0.00	0.00	0.00
11	AMM Vellayan Sons P Ltd.	-	0.00	0	0.00	0.00	0.00	0.00	0.00	0.00	0.00
12	AMM Foundation	-	0.00	0	0.00	0.00	0.00	0.00	0.00	0.00	0.00
13	M V Seetha Subbiah Benefit Trust	-	0.00	0	0.00	0.00	0.00	0.00	0.00	0.00	0.00
14	Valli Subbiah Benefit Trust	-	0.00	0	0.00	0.00	0.00	0.00	0.00	0.00	0.00

[Handwritten signature]



STATEMENT SHOWING SHAREHOLDING OF SECURITIES (INCLUDING SHARES, WARRANTS, CONVERTIBLE SECURITIES) OF PERSONS BELONGING TO THE CATEGORY											
(I)(b) "PROMOTER GROUP"											
SLNO	NAME OF THE SHAREHOLDER	DETAILS OF SHARES HELD		SHARES PLEDGED OR OTHERWISE ENCUMBERED			Details of Warrants		Details of convertible securities		Total Shares (including underlying shares assuming full conversion of warrants and
		NO OF SHARES HELD	AS a % OF GRAND TOTAL (A)+(B)+(C)	PLEDGE SHARES	AS a PERCENTAGE	AS a % OF GRAND TOTAL (A)+(B)+(C) of sub-clause (I)(a)	Number of warrants held	As a % total number of warrants of the same class	Number of convertible securities held	As a % total number of convertible securities of the same class	
(I)	(II)	(III)	(IV)	(V)	(VI)=(V)/(III)*100	(VII)	(VIII)	(IX)	(X)	(XI)	(XII)
15	Murugappa Educational And Medical Foundation	3,811,920	2.03	0	0.00	0.00	0.00	0.00	0.00	0.00	0.00
16	A M M Arunachalam & Sons Private Ltd	236,020	0.13	0	0.00	0.00	0.00	0.00	0.00	0.00	0.00
17	M.M.Muthiah Sons Private Ltd	304,000	0.16	0	0.00	0.00	0.00	0.00	0.00	0.00	0.00
18	Kadamane Estates Company	-	0.00	0	0.00	0.00	0.00	0.00	0.00	0.00	0.00
19	Yelnoorkhan Group Estates	-	0.00	0	0.00	0.00	0.00	0.00	0.00	0.00	0.00
20	Murugappa & Sons	-	0.00	0	0.00	0.00	0.00	0.00	0.00	0.00	0.00
21	M.M.Muthiah Research Foundation	1,104,160	0.59	0	0.00	0.00	0.00	0.00	0.00	0.00	0.00
22	Ar Lakshmi Achi Trust	153,140	0.08	0	0.00	0.00	0.00	0.00	0.00	0.00	0.00
23	M A Murugappan Holdings Private Ltd	235,940	0.13	0	0.00	0.00	0.00	0.00	0.00	0.00	0.00
24	M V Murugappan & family										
a	M V MURUGAPPAN	420,280	0.22	200000	47.59	0.11	0.00	0.00	0.00	0.00	0.00
b	M V VALLI MURUGAPPAN	797,400	0.43	80000	10.03	0.04	0.00	0.00	0.00	0.00	0.00
25	M V Subbiah & family										
a	M V SUBBIAH	473,410	0.25	0	0.00	0.00	0.00	0.00	0.00	0.00	0.00
b	M V SEETHA SUBBIAH	377,060	0.20	0	0.00	0.00	0.00	0.00	0.00	0.00	0.00
26	S Vellayan & Family										
a	S VELLAYAN	694,544	0.37	0	0.00	0.00	0.00	0.00	0.00	0.00	0.00
b	Kanika Subbiah	-	0.00	0	0.00	0.00	0.00	0.00	0.00	0.00	0.00
c	Kabir Subbiah	-	0.00	0	0.00	0.00	0.00	0.00	0.00	0.00	0.00
d	Karthik Subbiah	-	0.00	0	0.00	0.00	0.00	0.00	0.00	0.00	0.00





STATEMENT SHOWING SHAREHOLDING OF SECURITIES (INCLUDING SHARES, WARRANTS, CONVERTIBLE SECURITIES) OF PERSONS BELONGING TO THE CATEGORY											
(I)(b) "PROMOTER GROUP"											
SLNO	NAME OF THE SHAREHOLDER	DETAILS OF SHARES HELD		SHARES PLEDGED OR OTHERWISE ENCUMBERED			Details of Warrants		Details of convertible securities		Total Shares (including underlying shares assuming full conversion of warrants and
		NO OF SHARES HELD	AS a % OF GRAND TOTAL (A)+(B)+(C)	PLEDGE SHARES	AS a PERCENTAGE	AS a % OF GRAND TOTAL (A)+(B)+(C) of sub-clause (I)(a)	Number of warrants held	As a % total number of warrants of the same class	Number of convertible securities held	As a % total number of convertible securities of the same class	
(I)	(II)	(III)	(IV)	(V)	(VI)=(V)/(III)*100	(VII)	(VIII)	(IX)	(X)	(XI)	(XII)
27	A Vellayan & family										
a	A VELLAYAN	297,260	0.16	50000	16.82	0.03	0.00	0.00	0.00	0.00	0.00
b	LALITHA VELLAYAN	116,500	0.06	0	0.00	0.00	0.00	0.00	0.00	0.00	0.00
c	V NARAYANAN	205,900	0.11	0	0.00	0.00	0.00	0.00	0.00	0.00	0.00
d	M V AR MEENAKSHI	367,898	0.20	0	0.00	0.00	0.00	0.00	0.00	0.00	0.00
28	V Arunachalam & Family										
a	V ARUNACHALAM	183,740	0.10	0	0.00	0.00	0.00	0.00	0.00	0.00	0.00
b	Nagalakshmi Arunachalam	-	0.00	0	0.00	0.00	0.00	0.00	0.00	0.00	0.00
29	A Venkatachalam & family										
a	A VENKATACHALAM	592,900	0.32	50000	8.43	0.03	0.00	0.00	0.00	0.00	0.00
b	MEYYAMMAI VENKATACHALAM	99,160	0.05	0	0.00	0.00	0.00	0.00	0.00	0.00	0.00
c	ARUN VENKATACHALAM	186,840	0.10	0	0.00	0.00	0.00	0.00	0.00	0.00	0.00
30	M M Murugappan & family										
a	M M MURUGAPPAN	696,340	0.37	0	0.00	0.00	0.00	0.00	0.00	0.00	0.00
b	MEENAKSHI MURUGAPPAN	479,200	0.26	0	0.00	0.00	0.00	0.00	0.00	0.00	0.00
c	M M SEETHALAKSHMI	472,000	0.25	0	0.00	0.00	0.00	0.00	0.00	0.00	0.00
d	M.M.VEERAPPAN	234,000	0.12	0	0.00	0.00	0.00	0.00	0.00	0.00	0.00
31	M M Muthiah & Family										
a	M M MUTHIAH	234,000	0.12	0	0.00	0.00	0.00	0.00	0.00	0.00	0.00
b	Solachi Muthiah	-	0.00	0	0.00	0.00	0.00	0.00	0.00	0.00	0.00



STATEMENT SHOWING SHAREHOLDING OF SECURITIES (INCLUDING SHARES, WARRANTS, CONVERTIBLE SECURITIES) OF PERSONS BELONGING TO THE CATEGORY											
(I)(b) "PROMOTER GROUP"											
SLNO	NAME OF THE SHAREHOLDER	DETAILS OF SHARES HELD		SHARES PLEDGED OR OTHERWISE ENCUMBERED			Details of Warrants		Details of convertible securities		Total Shares (including underlying shares assuming full conversion of warrants and
		NO OF SHARES HELD	AS a % OF GRAND TOTAL (A)+(B)+(C)	PLEDGE SHARES	AS a PERCENTAGE	AS a % OF GRAND TOTAL (A)+(B)+(C) of sub-clause (I)(a)	Number of warrants held	As a % total number of warrants of the same class	Number of convertible securities held	As a % total number of convertible securities of the same class	
(I)	(II)	(III)	(IV)	(V)	(VI)=(V)/(III)*100	(VII)	(VIII)	(IX)	(X)	(XI)	(XII)
32	M M Venkatachalam & family										
a	M M VENKATACHALAM	449,400	0.24	449400	100.00	0.24	0.00	0.00	0.00	0.00	0.00
b	LAKSHMI VENKATACHALAM	218,400	0.12	78400	35.90	0.04	0.00	0.00	0.00	0.00	0.00
c	M V SUBRAMANIAN	24,320	0.01	0	0.00	0.00	0.00	0.00	0.00	0.00	0.00
d	M V MUTHIAH	19,420	0.01	0	0.00	0.00	0.00	0.00	0.00	0.00	0.00
33	M A Alagappan & family										
a	M.A.ALAGAPPAN	2,260,200	1.21	445000	19.69	0.24	0.00	0.00	0.00	0.00	0.00
b	A A ALAGAMMAI	200,000	0.11	0	0.00	0.00	0.00	0.00	0.00	0.00	0.00
35	Arun Alagappan & Family										
a	ARUN ALAGAPPAN	471,400	0.25	0	0.00	0.00	0.00	0.00	0.00	0.00	0.00
b	PRANAV ALAGAPPAN	2,000	0.00	0	0.00	0.00	0.00	0.00	0.00	0.00	0.00
c	A Keertika Unnamalai	-	0.00	0	0.00	0.00	0.00	0.00	0.00	0.00	0.00
34	M A M Arunachalam & family										
a	M A M ARUNACHALAM	1,100,600	0.59	55000	5.00	0.03	0.00	0.00	0.00	0.00	0.00
b	A M MEYYAMMAI	213,000	0.11	0	0.00	0.00	0.00	0.00	0.00	0.00	0.00
c	DHRUV M ARUNACHALAM	1,200	0.00	0	0.00	0.00	0.00	0.00	0.00	0.00	0.00
d	Sigappi Arunachalam	-	0.00	0	0.00	0.00	0.00	0.00	0.00	0.00	0.00
e	Vedhika Meyammai	-	0.00	0	0.00	0.00	0.00	0.00	0.00	0.00	0.00
		79,129,736	42.22	1407800	1.78	0.75	0.00	0.00	0.00	0.00	0.00




(l)(c) Statement showing holding of securities (including shares, warrants, convertible securities) of persons belonging to the category "Public" and holding more than 1% of the total number of shares								
(i)								
Sr.No.	Name of the shareholder	Number of shares held	Shares as a percentage of total number of shares {i.e., Grant total (A)+(B)+(C) indicated in Statement at para (l)(a) above}	Details of warrants		Details of convertible securities		Total shares (including underlying shares assuming full conversion of warrants and convertible securities) as a % of diluted share capital)
				Number of warrants held	As a % total number of warrants of the same class	Number of convertible securities held	% w.r.t total number of convertible securities of the same class	
1	NALANDA INDIA FUND LIMITED	16793362	8.96	0	0.00	0	0.00	8.96
2	SMALLCAP WORLD FUND, INC	5307899	2.83	0	0.00	0	0.00	2.83
3	HDFC TRUSTEE COMPANY LTD - A/C HDFC MID - CAPOPPORTUNITIES FUND	4794000	2.56	0	0.00	0	0.00	2.56
4	AMANSA CAPITAL PTE LIMITED A/C AMANSA HOLDINGS PRIVATE LIMITED	4697734	2.51	0	0.00	0	0.00	2.51
5	HDFC TRUSTEE COMPANY LIMITED - HDFC TAX SAVERFUND	4668600	2.49	0	0.00	0	0.00	2.49
6	SUDARSHAN SECURITIES PRIVATE LIMITED	4619986	2.46	0	0.00	0	0.00	2.46
7	GENERAL INSURANCE CORPORATION OF INDIA	3000000	1.60	0	0.00	0	0.00	1.60
8	THE NEW INDIA ASSURANCE COMPANY LIMITED	2831661	1.51	0	0.00	0	0.00	1.51
9	LIFE INSURANCE CORPORATION OF INDIA	2802619	1.49	0	0.00	0	0.00	1.49
	TOTAL :	49515861	26.41	0	0.00	0	0.00	26.41


(I)(c)(ii) Statement showing holding of securities (including shares, warrants, convertible securities) of persons (together with PAC) belonging to the category "Public" and holding more than 5% of the total number of shares of the company								
Sr.No.	Name(s) of the shareholder(s) and the Persons Acting in Concert (PAC) with them	Number of shares held	Shares as a percentage of total number of shares {i.e., Grant total (A)+(B)+(C) indicated in Statement at para (I)(a) above}	Details of warrants		Details of convertible securities		Total shares (including underlying shares assuming full conversion of warrants and convertible securities) as a % of diluted share capital)
				Number of warrants held	As a % total number of warrants of the same class	Number of convertible securities held	% w.r.t total number of convertible securities of the same class	
1	NALANDA INDIA FUND LIMITED	16793362	8.96	0	0.00	0	0.00	0.00
TOTAL :		16793362	8.96	0	0.00	0	0.00	0.00




(I)(d) STATEMENT SHOWING DETAILS OF LOCKED-IN SHARES"				
Sr.No.	Name of the shareholder	Number of Locked-in shares	Locked-in shares as a (%) percentage of total number of shares {i.e, Grand Total (A)+(B)+(C) Indicated in Statement at para (I)(a) above}	Promoter/Promoter Group/Public
TOTAL :		0	0	-

(II)(a) STATEMENT SHOWING DETAILS OF DEPOSITORY RECEIPTS (DRS)				
Sr.No.	Type of outstanding DR (ADRs,GDRs,SDRs,etc.)	Number of outstanding DRs	Number of shares underlying outstanding DRs	Shares underlying outstanding DRs as a percentage of total number of shares {i.e., Grand Total (A)+(B)+(C) indicated in Statement at Para(I)(a) above}
TOTAL :		0	0	0

(II)(b) Statement showing Holding of Depository Receipts (DRs), where underlying shares held by "Promoter/Promoter group" are in excess of 1% of the total number shares.				
Sr.No.	Name of the DR Holder	Type of outstanding DR (ADRs,GDRs,SDRs, etc.)	Number of shares underlying outstanding DRs	Shares underlying outstanding DRs as a percentage of total number of shares {i.e., Grand Total (A)+(B)+(C) indicated in Statement at para(I)(a) above}
TOTAL :			0	0



CARBORUNDUM UNIVERSAL LIMITED

(III)(a) Statement showing the voting pattern of shareholders, if more than one class of shares/securities is issued by the issuer as on 31.12.2012							
Category Code	Category of Shareholder	Number of Voting Rights held in each class of securities			Total Voting Rights (III+IV+V)	Total Voting Rights i.e.(IV)	
		Class X - EQUITY (III)	Class Y (IV)	Class Z (V)		As a percentage of (A+B) (VII)	As a percentage of (A+B+C) (VIII)
(I)	(II)						
(A)	PROMOTER AND PROMOTER GROUP						
(1)	INDIAN						
(a)	Individuals / Hindu Undivded Family						
(b)	Central Government /State Government(s)						
(c)	Bodies Corporate						
(d)	Financial Institutions / Banks						
(e)	Any Other - Promoter Trust						
	Sub-Total (A)(1)						
(2)	Foreign						
(a)	Individuals (Non-Resident Individuals/Foregn Individuals)						
(b)	Bodies Corporate						
(c)	Institutions						
(d)	Any Other (Specify)						
	Sub-Total (A)(2)						
	Total Shareholding of Promoter and Promoter Group (A) = (A)(1) + (A)(2)						
(B)	Public shareholding						
(1)	Institutions						
(a)	Mututal Funds/UTI						
(b)	Financial Institutions /Banks						
(c)	Central Government / State Government(s)						

NOT APPLICABLE

(d)	Venture Capital Funds
(e)	Insurance Companies
(f)	Foreign Institutional Investors
(g)	Foreign Venture Capital Investors
(h)	Any Other (Specify)
	Sub-Total (B)(1)
(2)	Non-institutions
(a)	Bodies Corporate
(b)	Individuals
	i. Individual shareholders holding nominal share capital up to Rs.1 lakh.
	ii. Individual sharesholding nominal share capital in excess of Rs.1 lakh
(c)	Any Other (Specify)
	i) Non Resident Indians
	ii) Foreign Nationals
	iii) TRUST
	iv) Clearing Members
	v) Overseas Corporate Bodies
	vi) Company Buy Back offer
	Sub-Total B(2)
	Total PublicShareholding B=B(1)+B(2)
	TOTAL (A+B)
(C)	Shares held by Custodians and against which Depository Receipts have been issued
	GRAND TOTAL (A+B+C) :

NOT APPLICABLE

[Handwritten signature]

