

**Carborundum Universal Limited**

'Parry House', 43, Moore Street, Chennai - 600 001. India.
Tel. : +91-44-30006199 Fax : +91-44-30006149 Grams : 'CUMI'
Email : cumigeneral@cumi.murugappa.com
Website : www.cumi.murugappa.com

July 20, 2012

Ms Chitra Sekhar
DCS – CRD
Bombay Stock Exchange Ltd.
1st Floor, New Trading Ring
Rotunda Building, P J Towers
Dalal Street, Fort
Mumbai 400 001

*Fax No.022 22723121 / 22722037
22722041 / 2061 /
22723719 / 2039
Tel 022 – 2272 1233 / 34
Extn – 8247 / 8010 / 8014
Direct Tel:022-22721121/2375
Stock Code : 513375
By Speed Post Ack. Due*

The Manager
Listing Department
National Stock Exchange of India Ltd.
Exchange Plaza, 5th Floor
Plot No. C/1, G Block
Bandra-Kurla Complex, Bandra (E)
Mumbai 400 051


*Fax No.022 26598237 / 38
022 26598347 / 48
Tel No.2659 8452 / 26598235 - 36
26598100
Stock Code : CARBORUNIV-EQ
By Speed Post Ack. Due*

Dear Sir,

Shareholding pattern

Pursuant to Clause 35 of the Listing Agreement, we enclose herewith the shareholding pattern of the Company in the prescribed format as on 30.06.2012.

Yours faithfully
For Carborundum Universal Limited


S Dhanvanth Kumar
Company Secretary


Encl :



murugappa

(1)(a) STATEMENT SHOWING SHAREHOLDING PATTERN IN CLAUSE-35


NAME OF THE COMPANY: CARBORUNDUM UNIVERSAL LIMITED		Name of the Scrip: CARBORUNDUM UNIVERSAL LIMITED	
SCRIP CODE:	513375		
Class of Security:			
QUARTER ENDED:	30/06/2012		
Partly paid-up shares	No. of partly paid-up shares	As a % of total no. of partly paid-up shares	As a % of total no. of shares of the Company.
Held by promoter/promoter group	0	0	0
Held by Public	0	0	0
Total:	0	0	0
Outstanding convertible securities:	No. of outstanding securities	As a % of total no. of outstanding convertible securities.	As a % of total no. of shares of the Company assuming full conversion of the convertible securities
Held by promoter/promoter group	0	0	0
Held by Public	0	0	0
Total:	0	0	0
Warrants:	No. of warrants	As a % of total no. of warrants	As a % of total no. of shares of the Company, assuming full conversion of warrants
Held by promoter/promoter group	0	0	0
Held by Public	0	0	0
Total:	0	0	0
Total paid-up capital of the Company, assuming full conversion of warrants and convertible securities	187403178	0	100.00



CATEGORY CODE	CATEGORY OF SHAREHOLDER	NO OF SHAREHOLDERS	TOTAL NUMBER OF SHARES	NO OF SHARES HELD IN DEMATERIALIZED FORM	TOTAL SHAREHOLDING AS A % OF TOTAL NO OF SHARES		SHARES PLEDGE OR OTHERWISE ENCUMBERED	
					AS a PERCENTAGE of (A+B) (VI)	AS a PERCENTAGE of (A+B+C) (VIII)	NUMBER OF SHARES (VIII)	AS a PERCENTAGE (IX)=(VIII)/(IV)* 100
(I)	(II) PROMOTER AND PROMOTER GROUP	(III)	(IV)	(V)	(VI)	(VIII)	(IX)=(VIII)/(IV)* 100	
(A)	INDIAN							
(1)	Individual /HUF	45	11650372	11650372	6.22	6.22	1752800	15.05
(b)	Central Government/State Government(s)	0	0	0	0.00	0.00	0	0.00
(c)	Bodies Corporate	11	67241364	67241364	35.88	35.88	0	0.00
(d)	Financial Institutions / Banks	0	0	0	0.00	0.00	0	0.00
(e)	Others	0	0	0	0.00	0.00	0	0.00
	Sub-Total A(1) :	56	78891736	78891736	42.10	42.10	1752800	2.22
(2)	FOREIGN							
(a)	Individuals (NRIs/Foreign Individuals)	0	0	0	0.00	0.00	0	0.00
(b)	Bodies Corporate	0	0	0	0.00	0.00	0	0.00
(c)	Institutions	0	0	0	0.00	0.00	0	0.00
(d)	Qualified Foreign Investor	0	0	0	0.00	0.00	0	0.00
(e)	Others	0	0	0	0.00	0.00	0	0.00
	Sub-Total A(2) :	0	0	0	0.00	0.00	0	0.00
	Total A=A(1)+A(2)	56	78891736	78891736	42.10	42.10	1752800	2.22
(B)	PUBLIC SHAREHOLDING							
(1)	INSTITUTIONS							
(a)	Mutual Funds /UTI	22	19697243	19697243	10.51	10.51		
(b)	Financial Institutions /Banks	4	22912	22912	0.01	0.01		
(c)	Central Government / State Government(s)	0	0	0	0.00	0.00		
(d)	Venture Capital Funds	0	0	0	0.00	0.00		
(e)	Insurance Companies	4	9541310	9541310	5.09	5.09		
(f)	Foreign Institutional Investors	26	27877079	27874079	14.88	14.88		
(g)	Foreign Venture Capital Investors	0	0	0	0.00	0.00		
(h)	Qualified Foreign Investor	0	0	0	0.00	0.00		
(i)	Others	0	0	0	0.00	0.00		



CATEGORY CODE	CATEGORY OF SHAREHOLDER	NO OF SHAREHOLDERS	TOTAL NUMBER OF SHARES	NO OF SHARES HELD IN DEMATERIALIZED FORM	TOTAL SHAREHOLDING AS A % OF TOTAL NO OF SHARES		SHARES PLEDGE OR OTHERWISE ENCUMBERED	
					AS a PERCENTAGE of (A+B)	AS a PERCENTAGE of (A+B+C)	NUMBER OF SHARES	AS a PERCENTAGE
(I)	(II)	(III)	(IV)	(V)	(VI)	(VII)	(VIII)	(IX)=(VIII)/(IV)*
	Sub-Total B(1) :	56	57138544	57135544	30.49	30.49		100
(2)	NON-INSTITUTIONS							
(a)	Bodies Corporate	419	7397155	7243925	3.95	3.95		
(b)	Individuals							
	(i) Individuals holding nominal share capital upto Rs.1 lakh	16925	29151571	24415699	15.56	15.56		
	(ii) Individuals holding nominal share capital in excess of Rs.1 lakh	39	14002469	13862009	7.47	7.47		
(c)	Qualified Foreign Investor	0	0	0	0.00	0.00		
(d)	Others							
	NON RESIDENT INDIANS	262	775799	734139	0.41	0.41		
	CLEARING MEMBERS	35	37902	37902	0.02	0.02		
	TRUSTS	3	8002	8002	0.00	0.00		
	Sub-Total B(2) :	17683	51372898	46301676	27.41	27.41		
	Total B=B(1)+B(2) :	17739	108511442	103437220	57.90	57.90		
	Total (A+B) :	17795	187403178	182328956	100.00	100.00		
(C)	Shares held by custodians, against which Depository Receipts have been issued							
(1)	Promoter and Promoter Group							
(2)	Public	0	0	0	0.00	0.00		
	GRAND TOTAL (A+B+C) :	17795	187403178	182328956	100.00	0.00	1752800	0.94



(1)(c) Statement showing holding of securities (including shares, warrants, convertible securities) of persons belonging to the category "Public" and holding more than 1% of the total number of shares

Sr.No	Name of the shareholder	Number of shares held	Shares as a percentage of total number of shares {i.e., Grant total (A)+(B)+(C) indicated in Statement at para (1)(a) above}	Details of warrants		Details of convertible securities		Total shares (including underlying shares assuming full conversion of warrants and convertible securities) as a % of diluted share capital)
				Number of warrants held	As a % total number of warrants of the same class	Number of convertible securities held	% w.r.t total number of convertible securities of the same class	
1	NALANDA INDIA FUND LIMITED	16793362	8.96	0	0.00	0	0.00	0.00
	HDFC TRUSTEE COMPANY LTD - A/C HDFC MID -							
2	CAPOPORTUNITIES FUND	5283336	2.82	0	0.00	0	0.00	0.00
3	HDFC TRUSTEE COMPANY LIMITED - HDFC TAX	4668600	2.49	0	0.00	0	0.00	0.00
4	SUDARSHAN SECURITIES PRIVATE LIMITED	4619986	2.47	0	0.00	0	0.00	0.00
5	AMANSA INVESTMENTS LTD	4528744	2.42	0	0.00	0	0.00	0.00
6	GENERAL INSURANCE CORPORATION OF INDIA	3000000	1.60	0	0.00	0	0.00	0.00
7	THE NEW INDIA ASSURANCE COMPANY LIMITED	2831661	1.51	0	0.00	0	0.00	0.00
8	LIFE INSURANCE CORPORATION OF INDIA	2802619	1.50	0	0.00	0	0.00	0.00
9	HDFC TRUSTEE COMPANY LTD - HDFC LONG TERM	2025000	1.08	0	0.00	0	0.00	0.00
	TOTAL :	46553308	24.84	0	0.00	0	0.00	0.00



Sr.No.	Name(s) of the shareholder(s) and the Persons Acting in Concert (PAC) with them	Number of shares held	Shares as a percentage of total number of shares (i.e., Grant total (A)+(B)+(C) indicated in Statement at para (I)(a) above)	Details of warrants		Details of convertible securities		Total shares (including underlying shares assuming full conversion of warrants and convertible securities) as a % of diluted share capital)
				Number of warrants held	As a % total number of warrants of the same class	Number of convertible securities held	% w.r.t total number of convertible securities of the same class	
1	NALANDA INDIA FUND LIMITED	16793362	8.96	0	0.00	0	0.00	0.00
	TOTAL :	16793362	8.96	0	0.00	0	0.00	0.00



STATEMENT SHOWING DETAILS OF LOCKED-IN SHARES"			
(I)(d)			
SLNO	NAME OF THE SHAREHOLDER	CAT. CODE	NO OF SHARES
			PERCENTAGE
TOTAL :			0

STATEMENT SHOWING DETAILS OF DEPOSITORY RECEIPTS (DRS)			
(II)(a)			
Sr.No.	Type of outstanding DR (ADRs,GDRs,SDRs,etc.)	Number of outstanding DRS	Number of shares underlying outstanding DRS
			Shares underlying outstanding DRS as a percentage of total number of shares {i.e., Grand Total (A)+(B)+(C) indicated in Statement at Para(I)(a) above}
TOTAL :		0	0

Statement showing details of Depository Receipts (DRs), where underlying shares held by "Promoter/Promoter group" are in excess of 1% of the total			
(II)(b)			
Sr.No.	Name of the DR Holder	Type of outstanding DR (ADRs,GDRs,SDR s,etc.)	Number of shares underlying outstanding DRS
			Shares underlying outstanding DRS as a percentage of total number of shares {i.e., Grand Total (A)+(B)+(C) indicated in Statement at para(I)(a) above}
TOTAL :			0



CARBORUNDUM UNIVERSAL LIMITED

(III)(a)	Statement showing the voting pattern of shareholders, if more than one class of shares/securities is issued by the issuer as on 30.06.2012	Number of Voting Rights held in each class of securities			Total Voting Rights (III+IV+V)	As a percentage of (A+B) (VII)	Total Voting Rights i.e. (IV) As a percentage of (A+B+C) (VIII)
Category Code	Category of Shareholder	Class X - EQUITY (III)	Class Y (IV)	Class Z (V)	Total Voting Rights (III+IV+V)	As a percentage of (A+B) (VII)	Total Voting Rights i.e. (IV) As a percentage of (A+B+C) (VIII)
(I)	(II) PROMOTER AND PROMOTER GROUP						
(A)	GROUP						
(1)	INDIAN						
(a)	Individuals / Hindu Undivided Family						
(b)	Central Government /State Government(s)						
(c)	Bodies Corporate						
(d)	Financial Institutions / Banks						
(e)	Any Other - Promoter Trust						
	Sub-Total (A)(1)						
(2)	Foreign						
(a)	Individuals (Non-Resident Individuals/Foreign Individuals)						
(b)	Bodies Corporate						
(c)	Institutions						
(d)	Any Other (Specify)						
	Sub-Total (A)(2)						
	Total Shareholding of Promoter and Promoter Group (A) = (A)(1) + (A)(2)						
(B)	Public shareholding						
(1)	Institutions						
(a)	Mutual Funds/UTI						
(b)	Financial Institutions /Banks						
(c)	Central Government / State Government(s)						

NOT APPLICABLE




(d)	Venture Capital Funds	
(e)	Insurance Companies	
(f)	Foreign Institutional Investors	
(g)	Foreign Venture Capital Investors	
(h)	Any Other (Specify)	
	Sub-Total (B)(1)	
(2)	Non-institutions	
(a)	Bodies Corporate	
(b)	Individuals	
	i. Individual shareholders holding nominal share capital up to Rs. 1 lakh.	
	ii. Individual shareholders holding share capital in excess of Rs. 1 lakh	
(c)	Any Other (Specify)	
	i) Non Resident Indians	
	ii) Foreign Nationals	
	iii) TRUST	
	iv) Clearing Members	
	v) Overseas Corporate Bodies	
	vi) Company Buy Back offer	
	Sub-Total B(2)	
	Total Public Shareholding	
	B=B(1)+B(2)	
	TOTAL (A+B)	
(C)	Shares held by Custodians and against which Depository Receipts have been issued	
	GRAND TOTAL (A+B+C) :	

NOT APPLICABLE



STATEMENT SHOWING SHAREHOLDING OF SECURITIES (INCLUDING SHARES, WARRANTS, CONVERTIBLE SECURITIES) OF PERSONS BELONGING TO THE CATEGORY (i)/(b) "PROMOTER GROUP"

SLNO	NAME OF THE SHAREHOLDER	DETAILS OF SHARES HELD			SHARES PLEDGED OR OTHERWISE ENCUMBERED			Details of Warrants			Details of convertible securities		Total Shares (including underlying shares assuming full conversion of warrants and convertible securities) as a % of diluted share capital
		NO OF SHARES HELD	AS a % OF GRAND TOTAL (A)+(B)+(C)	PLEDGE SHARES	AS a PERCENTAGE (V)=(V')/(I) *100	AS a % OF GRAND TOTAL (A)+(B)+(C) of sub-clause (i)(a)	Number of warrants held	As a % total number of warrants of the same class	Number of convertible securities held	As a % total number of convertible securities of the same class			
(i)	(ii)	(iii)	(iv)	(v)	(vi)=(v')/(i) *100	(vii)	(viii)	(ix)	(x)	(xi)	(xii)		
1 E.I.D.PARRY (INDIA) LTD & Subsidiaries													
a	EID Parry (India) Ltd.	2,000	0.00	0	0.00	0.00	0.00	0.00	0.00	0.00	0.00	0.00	
b	Parry Chemicals Limited	-	0.00	0	0.00	0.00	0.00	0.00	0.00	0.00	0.00	0.00	
c	Parry America Inc	-	0.00	0	0.00	0.00	0.00	0.00	0.00	0.00	0.00	0.00	
d	Parrys Investments Limited	-	0.00	0	0.00	0.00	0.00	0.00	0.00	0.00	0.00	0.00	
e	Parry Infrastructure Co Pvt Ltd	-	0.00	0	0.00	0.00	0.00	0.00	0.00	0.00	0.00	0.00	
f	Parrys Sugar Limited	-	0.00	0	0.00	0.00	0.00	0.00	0.00	0.00	0.00	0.00	
g	Parry Phytoremedies Private Ltd.	-	0.00	0	0.00	0.00	0.00	0.00	0.00	0.00	0.00	0.00	
h	Coromandel International Ltd.	-	0.00	0	0.00	0.00	0.00	0.00	0.00	0.00	0.00	0.00	
i	Sadashiva Sugars Ltd	-	0.00	0	0.00	0.00	0.00	0.00	0.00	0.00	0.00	0.00	
j	Coromandel Brasil Limitada (Limited Liability Company)	-	0.00	0	0.00	0.00	0.00	0.00	0.00	0.00	0.00	0.00	
k	CFL Mauritius Limited	-	0.00	0	0.00	0.00	0.00	0.00	0.00	0.00	0.00	0.00	
l	Parry Agrochem Exports Limited	-	0.00	0	0.00	0.00	0.00	0.00	0.00	0.00	0.00	0.00	
n	Parrys Sugar Industries Limited	-	0.00	0	0.00	0.00	0.00	0.00	0.00	0.00	0.00	0.00	
o	Alagawadi Breshwar Sugars Private Limited	-	0.00	0	0.00	0.00	0.00	0.00	0.00	0.00	0.00	0.00	
p	US Nutraceuticals LLC	-	0.00	0	0.00	0.00	0.00	0.00	0.00	0.00	0.00	0.00	
q	Sabero Organics Gujarat Limited	-	0.00	0	0.00	0.00	0.00	0.00	0.00	0.00	0.00	0.00	
r	Sabero Europe BV	-	0.00	0	0.00	0.00	0.00	0.00	0.00	0.00	0.00	0.00	
s	Sabero Australia Pty Ltd	-	0.00	0	0.00	0.00	0.00	0.00	0.00	0.00	0.00	0.00	
t	Sabero Organics America SA	-	0.00	0	0.00	0.00	0.00	0.00	0.00	0.00	0.00	0.00	
u	Sabero Argentina SA	-	0.00	0	0.00	0.00	0.00	0.00	0.00	0.00	0.00	0.00	
v	Sabero Organics Philippines Asia Inc.	-	0.00	0	0.00	0.00	0.00	0.00	0.00	0.00	0.00	0.00	
2	Silkroad Sugar Private Ltd	-	0.00	0	0.00	0.00	0.00	0.00	0.00	0.00	0.00	0.00	



STATEMENT SHOWING SHAREHOLDING OF SECURITIES (INCLUDING SHARES, WARRANTS, CONVERTIBLE SECURITIES) OF PERSONS BELONGING TO THE CATEGORY (i)/(b) "PROMOTER GROUP"

SLNO	NAME OF THE SHAREHOLDER	DETAILS OF SHARES HELD			SHARES PLEDGED OR OTHERWISE ENCUMBERED			Details of Warrants			Details of convertible securities			Total Shares (including underlying shares assuming full conversion of warrants and convertible securities) as a % of diluted share capital
		NO OF SHARES HELD	AS a % OF GRAND TOTAL (A)+(B)+(C)	PLEDGE SHARES	AS a PERCENTAGE (V)/(V)+100	AS a % OF GRAND TOTAL (A)+(B)+(C) of sub-clause (i)(a)	Number of warrants held	As a % total number of warrants of the same class	Number of convertible securities held	As a % total number of convertible securities of the same class	(XII)			
(i)	(ii)	(iii)	(iv)	(v)	(vi)=(v)/(i)*100	(vii)	(viii)	(ix)	(x)	(xi)	(xii)			
3 AMBADI INVESTMENTS PRIVATE LIMITED & its Subsidiaries														
a	Ambadi Investments Private Limited	3,121,960	1.67	0	0.00	0.00	0.00	0.00	0.00	0.00	0.00			
b	Murugappa Holdings Limited	55,432,284	29.58	0	0.00	0.00	0.00	0.00	0.00	0.00	0.00			
c	Parry Agro Industries Limited	-	0.00	0	0.00	0.00	0.00	0.00	0.00	0.00	0.00			
d	Thangamalai Tea factory Private Ltd.	-	0.00	0	0.00	0.00	0.00	0.00	0.00	0.00	0.00			
e	Parry Enterprises India Ltd.	-	0.00	0	0.00	0.00	0.00	0.00	0.00	0.00	0.00			
4 AMBADI ENTERPRISES LTD & its Subsidiaries														
a	Ambadi Enterprises Ltd.	384,700	0.21	0	0.00	0.00	0.00	0.00	0.00	0.00	0.00			
b	Parry Murray Ltd. UK	-	0.00	0	0.00	0.00	0.00	0.00	0.00	0.00	0.00			
c	Parry Murray & Co Furnishing Floor Covering (India)Pvt Ltd	-	0.00	0	0.00	0.00	0.00	0.00	0.00	0.00	0.00			
5 TUBE INVESTMENTS OF INDIA LTD & its Subsidiaries														
a	Tube Investments of India Ltd	6,000	0.00	0	0.00	0.00	0.00	0.00	0.00	0.00	0.00			
b	Cholamandalam Investment and Finance Company Ltd.	-	0.00	0	0.00	0.00	0.00	0.00	0.00	0.00	0.00			
c	Cholamandalam Securities Ltd.	-	0.00	0	0.00	0.00	0.00	0.00	0.00	0.00	0.00			
d	Cholamandalam Distribution Services Ltd.	-	0.00	0	0.00	0.00	0.00	0.00	0.00	0.00	0.00			
e	Cholamandalam Factoring Ltd.	-	0.00	0	0.00	0.00	0.00	0.00	0.00	0.00	0.00			
f	Cholamandalam MS General Insurance Company Ltd.	-	0.00	0	0.00	0.00	0.00	0.00	0.00	0.00	0.00			
g	TICI Motors (Wuxi) Company Ltd	-	0.00	0	0.00	0.00	0.00	0.00	0.00	0.00	0.00			
h	Financiere C 10	-	0.00	0	0.00	0.00	0.00	0.00	0.00	0.00	0.00			
i	Sedis, SAS	-	0.00	0	0.00	0.00	0.00	0.00	0.00	0.00	0.00			
j	Societe De Commercialisation De Composants Industriels	-	0.00	0	0.00	0.00	0.00	0.00	0.00	0.00	0.00			
k	Sedis Company Ltd.	-	0.00	0	0.00	0.00	0.00	0.00	0.00	0.00	0.00			
l	ITI Finance Holdings Ltd.	-	0.00	0	0.00	0.00	0.00	0.00	0.00	0.00	0.00			



STATEMENT SHOWING SHAREHOLDING OF SECURITIES (INCLUDING SHARES, WARRANTS, CONVERTIBLE SECURITIES) OF PERSONS BELONGING TO THE CATEGORY

(1)(b) "PROMOTER GROUP"

SLNO	NAME OF THE SHAREHOLDER	DETAILS OF SHARES HELD			SHARES PLEDGED OR OTHERWISE ENCUMBERED			Details of Warrants			Details of convertible securities			Total Shares (including underlying shares assuming full conversion of warrants and convertible securities) as a % of diluted share capital
		NO OF SHARES HELD	AS a % OF GRAND TOTAL (A)+(B)+(C)	PLEDGE SHARES	AS a PERCENTAGE (V)=(V)/III *100	AS a % OF GRAND TOTAL (A)+(B)+(C) of sub-clause (I)(a)	Number of warrants held	As a % total number of warrants of the same class	Number of convertible securities held	As a % total number of convertible securities of the same class				
(i)	(ii)	(iii)	(iv)	(v)	(vi)=(v)/iii *100	(vii)	(viii)	(ix)	(x)	(xi)	(xii)			
6 CARBORUNDUM UNIVERSAL LIMITED & its subsidiaries														
a	Carborundum Universal Ltd.	-	0.00	0	0.00	0.00	0.00	0.00	0.00	0.00	0.00	0.00		
b	CUMI America Inc.	-	0.00	0	0.00	0.00	0.00	0.00	0.00	0.00	0.00	0.00		
c	Net Access (India) Ltd.	-	0.00	0	0.00	0.00	0.00	0.00	0.00	0.00	0.00	0.00		
d	Southern Energy Development Corporation Ltd	2,449,240	1.31	0	0.00	0.00	0.00	0.00	0.00	0.00	0.00	0.00		
e	Sterling Abrasives Ltd.	-	0.00	0	0.00	0.00	0.00	0.00	0.00	0.00	0.00	0.00		
f	CUVMI (Australia) Pty Ltd.	-	0.00	0	0.00	0.00	0.00	0.00	0.00	0.00	0.00	0.00		
g	CUMI Canada Inc.	-	0.00	0	0.00	0.00	0.00	0.00	0.00	0.00	0.00	0.00		
h	CUMI Middle East FZE	-	0.00	0	0.00	0.00	0.00	0.00	0.00	0.00	0.00	0.00		
i	CUVMI International Ltd.	-	0.00	0	0.00	0.00	0.00	0.00	0.00	0.00	0.00	0.00		
j	Volzhsky Abrasives Works	-	0.00	0	0.00	0.00	0.00	0.00	0.00	0.00	0.00	0.00		
k	CUMI Abrasives and Ceramics Co Ltd	-	0.00	0	0.00	0.00	0.00	0.00	0.00	0.00	0.00	0.00		
l	Foskor Zirconia (Pty) Ltd	-	0.00	0	0.00	0.00	0.00	0.00	0.00	0.00	0.00	0.00		
m	Cellaris Refractories India Ltd	-	0.00	0	0.00	0.00	0.00	0.00	0.00	0.00	0.00	0.00		
7	New Ambadi Investments and Enterprises Private Limited	-	0.00	0	0.00	0.00	0.00	0.00	0.00	0.00	0.00	0.00		
8	Presmet Private Ltd.	-	0.00	0	0.00	0.00	0.00	0.00	0.00	0.00	0.00	0.00		
9	Coromandel Engineering Company Limited	-	0.00	0	0.00	0.00	0.00	0.00	0.00	0.00	0.00	0.00		
10	Shine Kids Education Pvt.Ltd.	-	0.00	0	0.00	0.00	0.00	0.00	0.00	0.00	0.00	0.00		
11	AMM Vellayan Sons P Ltd.	-	0.00	0	0.00	0.00	0.00	0.00	0.00	0.00	0.00	0.00		
12	AMM Foundation	-	0.00	0	0.00	0.00	0.00	0.00	0.00	0.00	0.00	0.00		
13	M V Seetha Subbiah Benefit Trust	-	0.00	0	0.00	0.00	0.00	0.00	0.00	0.00	0.00	0.00		
14	Valli Subbiah Benefit Trust	-	0.00	0	0.00	0.00	0.00	0.00	0.00	0.00	0.00	0.00		



STATEMENT SHOWING SHAREHOLDING OF SECURITIES (INCLUDING SHARES, WARRANTS, CONVERTIBLE SECURITIES) OF PERSONS BELONGING TO THE CATEGORY

(1)(b) "PROMOTER GROUP"


S/NO	NAME OF THE SHAREHOLDER	DETAILS OF SHARES HELD			SHARES PLEDGED OR OTHERWISE ENCUMBERED			Details of Warrants			Details of convertible securities		Total Shares (including underlying shares assuming full conversion of warrants and convertible securities) as a % of diluted share capital
		NO OF SHARES HELD	AS a % OF GRAND TOTAL (A)+(B)+(C)	PLEDGE SHARES	AS a PERCENTAGE (V)/(V)*100	AS a % OF GRAND TOTAL (A)+(B)+(C) of sub-clause (i)(a)	Number of warrants held	As a % total number of warrants of the same class	Number of convertible securities held	As a % total number of convertible securities of the same class			
(i)	(ii)	(iii)	(iv)	(v)	(vi)=(v)/(i)*100	(vii)	(viii)	(ix)	(x)	(xi)	(xii)		
15	MURUGAPPA EDUCATIONAL AND MEDICAL FOUNDATION	3,811,920	2.03	0	0.00	0.00	0.00	0.00	0.00	0.00	0.00		
16	A M M ARUNACHALAM & SONS PRIVATE LTD	471,960	0.25	0	0.00	0.00	0.00	0.00	0.00	0.00	0.00		
17	AMM Vellayan Sons P Ltd.	-	0.00	0	0.00	0.00	0.00	0.00	0.00	0.00	0.00		
18	M.M.MUTHIAH SONS PRIVATE LTD	304,000	0.16	0	0.00	0.00	0.00	0.00	0.00	0.00	0.00		
19	Kadamane Estates Company	-	0.00	0	0.00	0.00	0.00	0.00	0.00	0.00	0.00		
20	Yelnoorkhan Group Estates	-	0.00	0	0.00	0.00	0.00	0.00	0.00	0.00	0.00		
21	Murugappa & Sons	-	0.00	0	0.00	0.00	0.00	0.00	0.00	0.00	0.00		
22	M.M.MUTHIAH RESEARCH FOUNDATION	1,104,160	0.59	0	0.00	0.00	0.00	0.00	0.00	0.00	0.00		
23	AR LAKSHMI ACHI TRUST	153,140	0.08	0	0.00	0.00	0.00	0.00	0.00	0.00	0.00		
24	M V Murugappan & family												
a	M V MURUGAPPAN	420,280	0.22	200000	47.59	0.11	0.00	0.00	0.00	0.00	0.00		
b	M V VALLI MURUGAPPAN	797,400	0.43	80000	10.03	0.04	0.00	0.00	0.00	0.00	0.00		
25	M V Subbiah & family												
a	M V SUBBIAH	235,410	0.13	0	0.00	0.00	0.00	0.00	0.00	0.00	0.00		
b	M V SEETHA SUBBIAH	377,060	0.20	0	0.00	0.00	0.00	0.00	0.00	0.00	0.00		
26	S Vellayan & Family												
a	S VELLAYAN	670,800	0.36	0	0.00	0.00	0.00	0.00	0.00	0.00	0.00		



STATEMENT SHOWING SHAREHOLDING OF SECURITIES (INCLUDING SHARES, WARRANTS, CONVERTIBLE SECURITIES) OF PERSONS BELONGING TO THE CATEGORY

(I)(b) "PROMOTER GROUP"

SINO	NAME OF THE SHAREHOLDER	DETAILS OF SHARES HELD			SHARES PLEDGED OR OTHERWISE ENCUMBERED			Details of Warrants			Details of convertible securities		Total Shares (including underlying shares assuming full conversion of warrants and convertible securities) as a % of diluted share capital
		NO OF SHARES HELD	AS A % OF GRAND TOTAL (A)+(B)+(C)	PLEDGE SHARES	AS A PERCENTAGE (V)= (V)/III I)*100	AS A % OF GRAND TOTAL (A)+(B)+(C) of sub-clause (i)(a)	Number of warrants held	As a % total number of warrants of the same class	Number of convertible securities held	As a % total number of convertible securities of the same class			
(i)	(ii)	(iii)	(iv)	(v)	(vi)=(v)/iii I)*100	(vii)	(viii)	(ix)	(x)	(xi)	(xii)		
b	Kanika Subbiah	-											
c	KABIR SUBBIAH	11,872	0.01	0	0.00	0.00	0.00	0.00	0.00	0.00	0.00		
d	KARTHIK SUBBIAH	11,872	0.01	0	0.00	0.00	0.00	0.00	0.00	0.00	0.00		
27 A Vellayan & family													
a	A VELLAYAN	297,260	0.16	50000	16.82	0.03	0.00	0.00	0.00	0.00	0.00		
b	LALITHA VELLAYAN	116,500	0.06	0	0.00	0.00	0.00	0.00	0.00	0.00	0.00		
c	V NARAYANAN	205,900	0.11	0	0.00	0.00	0.00	0.00	0.00	0.00	0.00		
d	M V AR MEENAKSHI	367,898	0.20	0	0.00	0.00	0.00	0.00	0.00	0.00	0.00		
28 V Arunachalam & Family													
a	V ARUNACHALAM	183,740	0.10	0	0.00	0.00	0.00	0.00	0.00	0.00	0.00		
b	Nagalakshmi Arunachalam	-	0.00	0	0.00	0.00	0.00	0.00	0.00	0.00	0.00		
29 A Venkatachalam & family													
a	A VENKATACHALAM	592,900	0.32	50000	8.43	0.03	0.00	0.00	0.00	0.00	0.00		
b	MEYYAMMAL VENKATACHALAM	99,160	0.05	0	0.00	0.00	0.00	0.00	0.00	0.00	0.00		
c	ARUN VENKATACHALAM	186,840	0.10	0	0.00	0.00	0.00	0.00	0.00	0.00	0.00		
30 M M Murugappan & family													
a	M M MURUGAPPAN	696,340	0.37	0	0.00	0.00	0.00	0.00	0.00	0.00	0.00		
b	MEENAKSHI MURUGAPPAN	479,200	0.26	0	0.00	0.00	0.00	0.00	0.00	0.00	0.00		
c	M M SEETHALAKSHMI	472,000	0.25	0	0.00	0.00	0.00	0.00	0.00	0.00	0.00		
d	M.M.VEERAPPAN	234,000	0.12	0	0.00	0.00	0.00	0.00	0.00	0.00	0.00		



STATEMENT SHOWING SHAREHOLDING OF SECURITIES (INCLUDING SHARES, WARRANTS, CONVERTIBLE SECURITIES) OF PERSONS BELONGING TO THE CATEGORY

(I)(b) "PROMOTER GROUP"

S/NO	NAME OF THE SHAREHOLDER	DETAILS OF SHARES HELD			SHARES PLEDGED OR OTHERWISE ENCUMBERED			Details of Warrants			Details of convertible securities		Total Shares (including underlying shares assuming full conversion of warrants and convertible securities) as a % of diluted share capital
		NO OF SHARES HELD	AS a % OF GRAND TOTAL (A)+(B)+(C)	PLEDGE SHARES	AS a PERCENTAGE (V)=(V)/III)*100	AS a % OF GRAND TOTAL (A)+(B)+(C) of sub-clause (I)(a)	Number of warrants held	As a % total number of warrants of the same class	Number of convertible securities held	As a % total number of convertible securities of the same class			
(i)	(ii)	(iii)	(iv)	(v)	(vi)=(v)/iii)*100	(vii)	(viii)	(ix)	(x)	(xi)	(xii)		
31	M M Muthiah & Family												
a	M M MUTHIAH	234,000	0.12	0	0.00	0.00	0.00	0.00	0.00	0.00	0.00		
b	Solachi Muthiah	-	0.00	0	0.00	0.00	0.00	0.00	0.00	0.00	0.00		
32	M M Venkatachalam & family												
a	M M VENKATACHALAM	449,400	0.24	449,400	100.00	0.24	0.00	0.00	0.00	0.00	0.00		
b	LAKSHMI VENKATACHALAM	218,400	0.12	78,400	35.90	0.04	0.00	0.00	0.00	0.00	0.00		
c	M V SUBRAMANIAN	24,320	0.01	0	0.00	0.00	0.00	0.00	0.00	0.00	0.00		
d	M V MUTHIAH	19,420	0.01	0	0.00	0.00	0.00	0.00	0.00	0.00	0.00		
33	M A Alagappan & family												
a	M.A.ALAGAPPAN	2,260,200	1.21	445,000	19.69	0.24	0.00	0.00	0.00	0.00	0.00		
b	A A ALAGAMMAI	200,000	0.11	0	0.00	0.00	0.00	0.00	0.00	0.00	0.00		
34	Arun Alagappan & Family												
a	ARUN ALAGAPPAN	471,400	0.25	0	0.00	0.00	0.00	0.00	0.00	0.00	0.00		
b	PRANAV ALAGAPPAN	2,000	0.00	0	0.00	0.00	0.00	0.00	0.00	0.00	0.00		
c	A Keertika Unnamalai	-	0.00	0	0.00	0.00	0.00	0.00	0.00	0.00	0.00		
35	M A M Arunachalam & family												
a	M A M ARUNACHALAM	800,600	0.43	400,000	49.96	0.21	0.00	0.00	0.00	0.00	0.00		
b	A M MEYVAMMAI	513,000	0.27	0	0.00	0.00	0.00	0.00	0.00	0.00	0.00		
c	DHRUV M ARUNACHALAM	1,200	0.00	0	0.00	0.00	0.00	0.00	0.00	0.00	0.00		
d	Sigappi Arunachalam	-	0.00	0	0.00	0.00	0.00	0.00	0.00	0.00	0.00		
e	Vedhika Meyammai	-	0.00	0	0.00	0.00	0.00	0.00	0.00	0.00	0.00		
		78,891,736	42.10	1752800	2.22	0.94	0.00	0.00	0.00	0.00	0.00		

